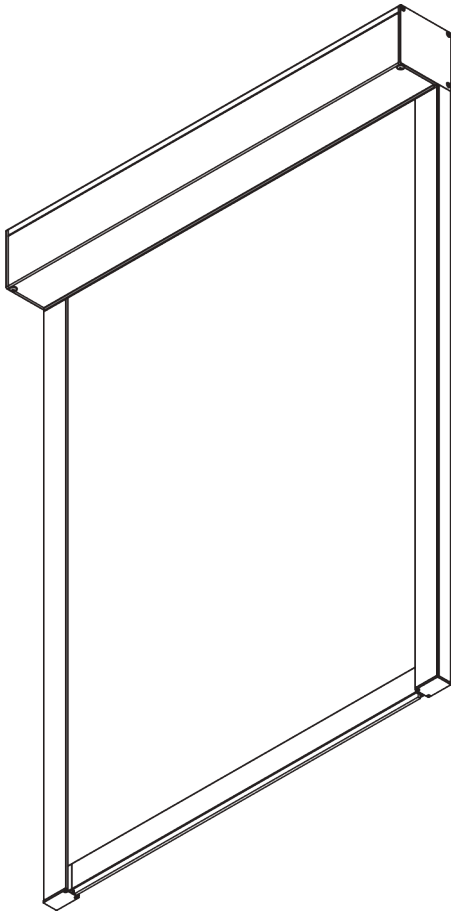
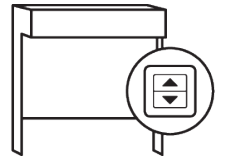


# SG 4770

---



## PRODUCTINFORMATIE

- **Bediening:** elektrisch
- **Groep:** M
- **Installatie:** plafond-, wandplaatsing of in-de-dag
- **Kleuren:** wit gelakt RAL 9016 of zwart gelakt RAL 9005, andere kleuren op aanvraag
- **Stoffen:** zie Silent Gliss stoffencollectie

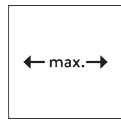
### **Kenmerken:**

- Zip technologie
- Stille en snelle motoren
- Soft stop
- Verschillende bedieningsmogelijkheden
- Zijgeleidingsprofiel 40 mm, voorgeboord

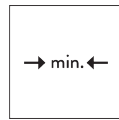
06/2025/V1

# SYSTEEMINFORMATIE

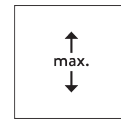
## A. SYSTEEM- AFMETINGEN



2.2 m



65 cm\*  
\*zie informatie motor



2.4 m



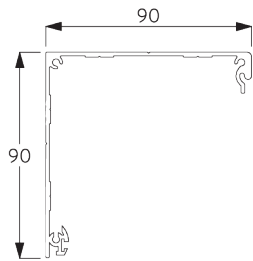
5.3 m<sup>2</sup>



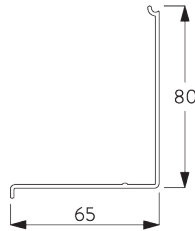
3.7 kg

## B. PROFIEL

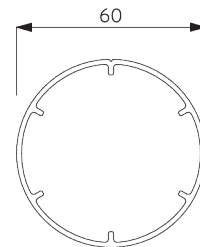
### Profielinformatie



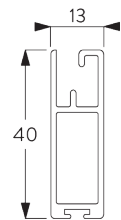
**SG 10996**  
Bovenprofiel 90 mm



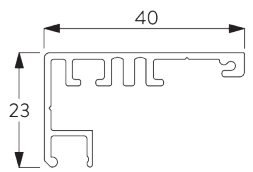
**SG 10997**  
Bovenprofiel 90 mm



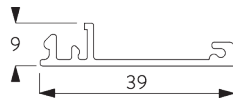
**SG 11037**  
Profiel



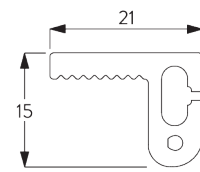
**SG 10993**  
Verzwaringsprofiel rechthoek



**SG 11418**  
Zijgeleidingsprofiel



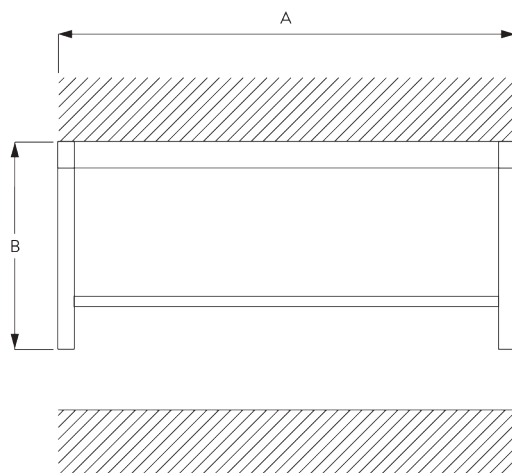
**SG 11419**  
Zijgeleidingsprofiel



**SG 11421**  
Zip profiel

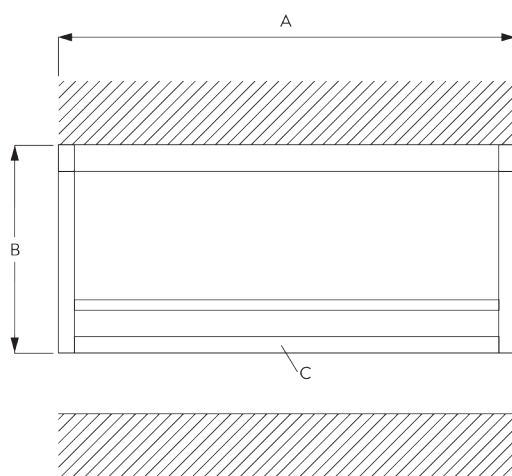
## C. HOE TE METEN

### In-de-dag plaatsing



A: *Systeembreedte*  
B: *Systeemhoogte*

### Op-de-dag plaatsing



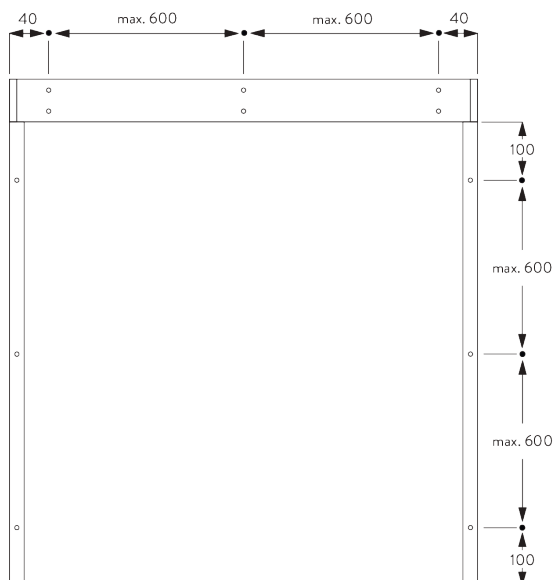
A: *Systeembreedte*  
B: *Systeemhoogte*  
C: *Optioneel eindprofiel (SG 11418 / SG 11419)*

# INSTALLATIE

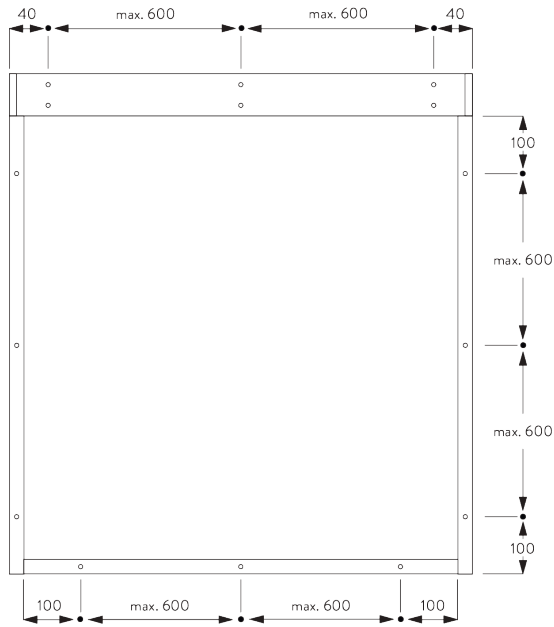
## A. INSTALLATIE INFORMATIE

Bezoek onze *Silent Gliss* website voor gedetailleerde installatie informatie.

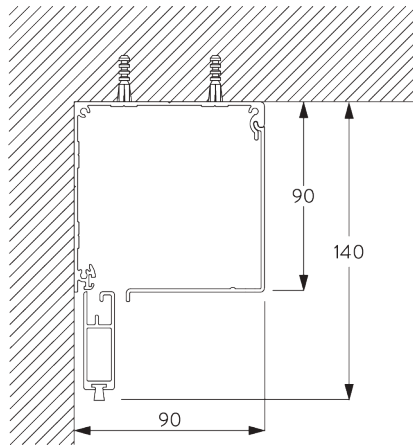
### In-de-dag plaatsing - bevestigingspunten



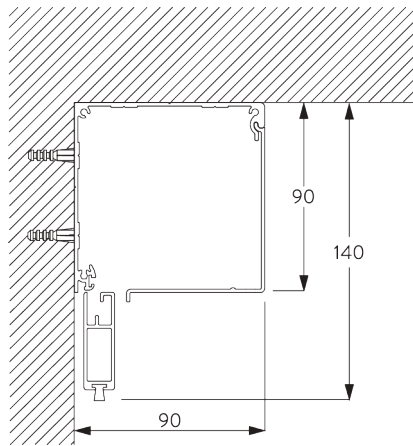
**Op-de-dag plaatsing -  
bevestigingspunten**



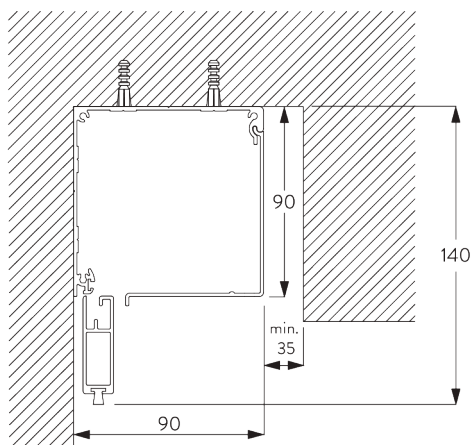
**B. PLAFOND-  
PLAATSING**



**C. WAND-  
PLAATSING**

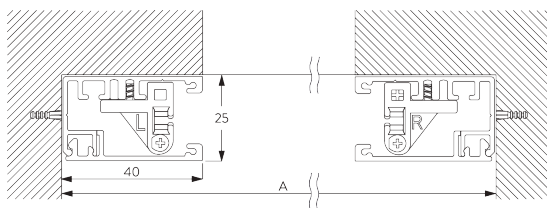


**D. INGEWERKTE  
PLAATSING**



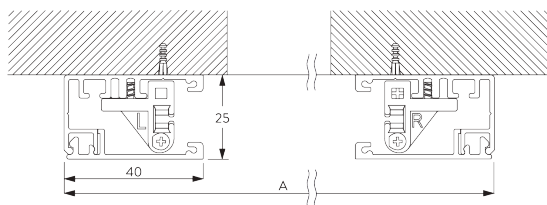
**E. ZIJGELEIDINGS-  
PROFIELEN**  
**SG 11418 / SG 11419**

In-de-dag plaatsing



A: Systeembreedte

Op-de-dag plaatsing



A: Systeembreedte

# MOTOREN EN BESTURINGSMOGELIJKHEDEN

## A. KENMERKEN MOTOR

Motoren	50-Series	40-Series	25-Series	20-Series	5-Series
	SG 11251	SG 11943 SG 11944	SG 11625	SG 10522	SG 10715

Kenmerken					
Soft stop	•	•	•	•	
Elektronische eindstop	•	•	•	•	
Electronic revolution counter (unlimited revolution)	•	•	•	•	
Mechanische eindstop					•
Mechanical revolution counter (limited revolution)					•
Een tussenpositie mogelijk		•			
Uitlijnen van de verzwaringsstaaf	•	•			
Geruisloze stop				•	
Parallelschakeling mogelijk zonder bijkomende relais		•	•	•	
Plug-in motorkabel	•	•	•	•	
IP klasse	IP 30	IP 30	IP 30	IP 44	IP 44

Aansturingmogelijkheden					
Netspanningsregeling			•	•	•
Droog contact		•			
Droog contact / of SG Control N		•			
SG Control N (met ontvanger)		•			
Smart by Silent Gliss	•				
Geschikt voor alle domotica systemen		•	•	•	•

## B. INFORMATIE MOTOR

Motoren	Min. systeem breedte	Voltage	Ampère	Frequentie	Snelheid	Frequentie ontvanger
<b>50-Series (Smart by Silent Gliss)</b>						
SG 11251	65 cm	24 V DC	1.5 A	-	32 rpm	-
<b>40-Series</b>						
SG 11943	87 cm	100-240 V AC	0.6 A	50-60 Hz	32 rpm	433 MHz
SG 11944	65 cm	24 V DC	1.5 A	-	32 rpm	433 MHz
<b>25-Series</b>						
SG 11625	87 cm	100-240 V AC	0.8 A	50-60 Hz	32 rpm	-
<b>20-Series</b>						
SG 10522 (standaard)	65 cm	230 V AC	0.6 A	50 Hz	30 rpm	-
<b>5-Series</b>						
SG 10715	65 cm	230 V AC	0.5 A	50 Hz	28 rpm	-

## C. BESTURINGS- MOGELIJKHEDEN

Zie catalogus "controles" voor details.

Wandschakelaar



*Systeem kan worden bediend met vaste wandschakelaar.*

SG Control N



*Diverse draadloze hand- en wandzenders beschikbaar.*



*Silent Gliss Move App.*

Smart by Silent Gliss



*Open ontworpen tweewegcommunicatiesysteem waarmee de producten feilloos kunnen worden geïntegreerd met de meeste grote gebouwbeheersystemen.*



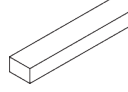
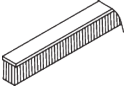


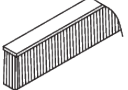

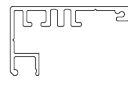



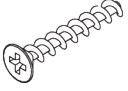

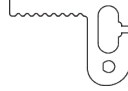
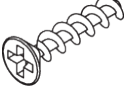

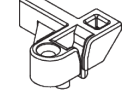

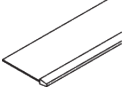

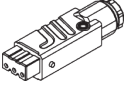
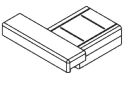
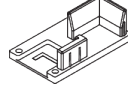

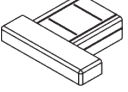
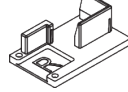

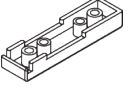

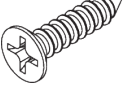
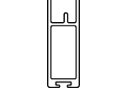


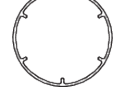
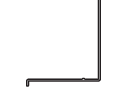

D. AANSLUIT-  
SCHEMA'S



*Raadpleeg onze Silent Gliss-website.*

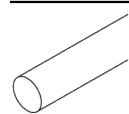
# ONDERDELEN

## A. STANDAARD ONDERDELEN

	<b>SG 4226</b> Kleefband 30 mm		<b>SG 11006</b> Afdekkap bovenprofiel 90 mm links		<b>SG 11060</b> Foam tape lijn
	<b>SG 4508</b> Borstel 5x7		<b>SG 11007</b> Afdekkap bovenprofiel 90 mm rechts		<b>SG 11324</b> Schroef KA35x14
	<b>SG 4509</b> Borstel 5x12		<b>SG 11011</b> Steun		<b>SG 11418</b> Zijgeleidingsprofiel
	<b>SG 6791</b> Schroef 3.9x32		<b>SG 11013</b> Steun motor		<b>SG 11419</b> Zijgeleidingsprofiel
	<b>SG 6933</b> Schroef KA25x16		<b>SG 11017</b> Adapter profiel 60 mm		<b>SG 11421</b> Zip profiel
	<b>SG 6936</b> Schroef KA22x10		<b>SG 11019</b> Adapter profiel 60 mm motorzijde		<b>SG 11473</b> Zip-gids links
	<b>SG 6942</b> Schroef KA30x8		<b>SG 11025</b> Zip band		<b>SG 11474</b> Zip-gids rechts
	<b>SG 9917</b> Hirschmann contra stekker		<b>SG 11028</b> Eindstuk verzwaringsprofiel links		<b>SG 11475</b> Einddeksel zijgeleider links
	<b>SG 10284</b> Ring		<b>SG 11029</b> Eindstuk verzwaringsprofiel rechts		<b>SG 11476</b> Zijgeleiding eindkap rechts
	<b>SG 10522</b> Motor 230V AC, 20-Series S 3/30		<b>SG 11030</b> Afdekkstuk verzwaringsprofiel		
	<b>SG 10668</b> PVC strip en kleefband 10 mm		<b>SG 11034</b> Schroef 3.5x16		
	<b>SG 10993</b> Verzwaringsprofiel rechthoek		<b>SG 11035</b> Schroef 2.2x9.5		
	<b>SG 10996</b> Bovenprofiel 90 mm		<b>SG 11037</b> Profiel		
	<b>SG 10997</b> Bovenprofiel 90 mm		<b>SG 11059</b> Schroef M4x12		




## B. OPTIONELE ONDERDELEN



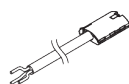
### SG 4951

Gewicht



### SG 9916

Hirschmann stekkerset



### SG 10293

Aansluitkabel 3, 5 en 10 m optioneel



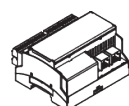
### SG 10715

Motor 230V AC, 5 Series S 6/28



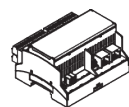
### SG 11251

Motor 24V DC, 50-Series S 3/32



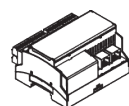
### SG 11260

Gateway Cedia



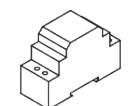
### SG 11261

Gateway KNX



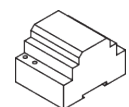
### SG 11262

Uitbreidingseenheid



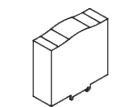
### SG 11263

Voeding 24V DC, 2.5 Ampère DIN rail



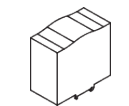
### SG 11264

Voeding 24V DC, 3.8 Ampère DIN rail



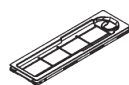
### SG 11265

Voeding 24V DC, 5 Ampère DIN rail



### SG 11266

Voeding 24V DC, 10 Ampère DIN rail



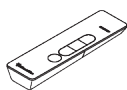
### SG 11460

Afdekking voor Hirschmann-stekker



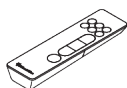
### SG 11625

Motor 100-240V AC, 25-Series S 3/32



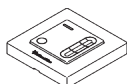
### SG 11931

Afstandsbediening 1 kanaal



### SG 11932

Afstandsbediening 6 kanalen



### SG 11936

Wandschakelaar 1 kanaal



### SG 11937

Wandschakelaar 6 kanalen



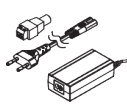
### SG 11943

Motor 100-240V AC, 40-Series S 3/32, radio ontvanger



### SG 11944

Motor 24V DC, 40-Series S 3/32, radio ontvanger



### SG 11965

Voedingsset 24V/2A met EU/CH stekker





